



HolaBot

A Delivery Robot That
Features Paging and Notifications

About HolaBot

About Pudu

Product Introduction

Product Feature

Product Specification

Supporting Service

Success Stories

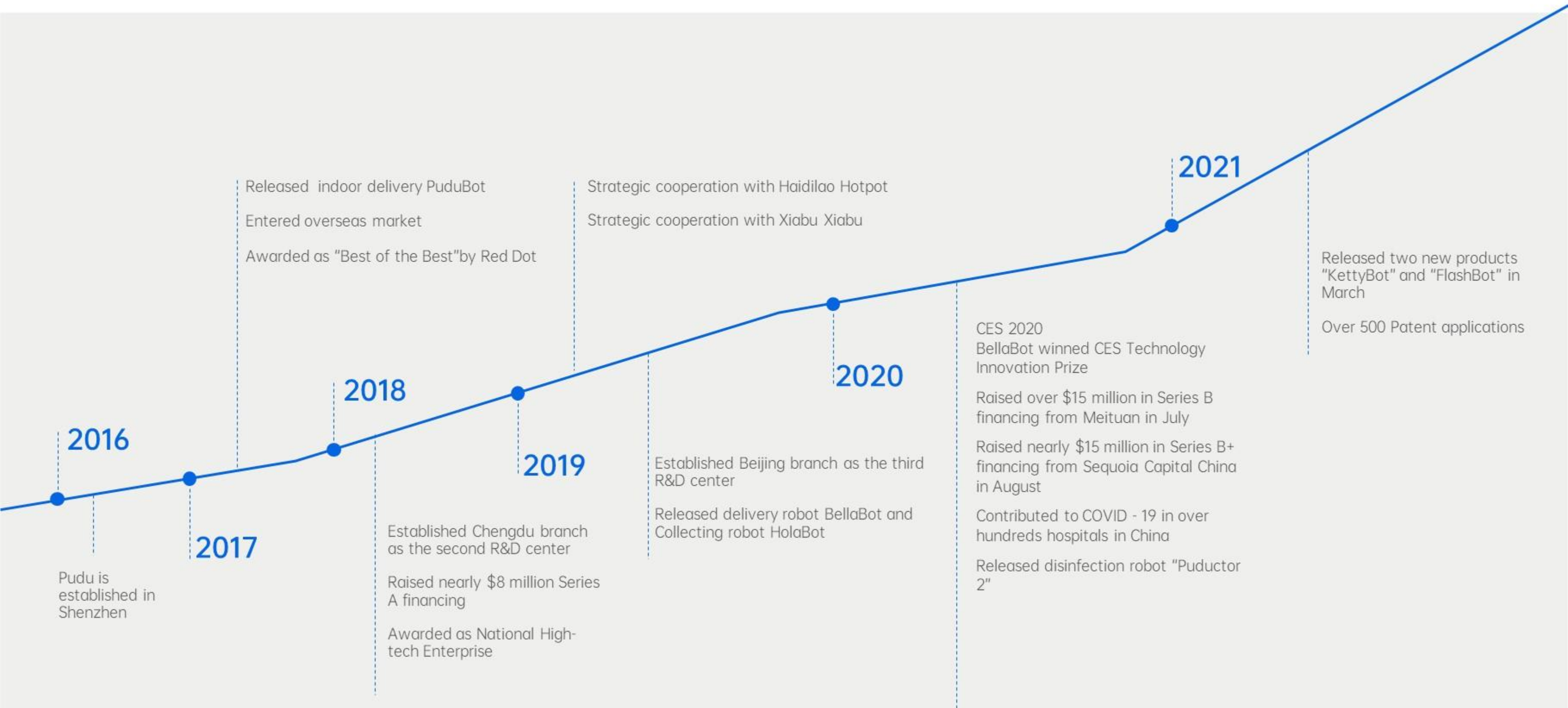


Shenzhen Pudu Technology Co.,Ltd.

- Established in 2016
- National High-tech enterprise
- Headquarter in Shenzhen (Chinese Silicon Valley)
- Over hundreds service centers
- Delivery robots, Hospitality robots and Disinfection robots
- Products sold in over 50 countries
- Widely be used in restaurant, hotel, office building, hospital, Internet cafe and Karaoke
- Brand partners: Haidilao Hotpot, JD, Woowa Brothers, HomePlus, Bytedance, LG and Sheraton hotel



Milestone





Say Goodbye to Dirty and Repetition Work

HolaBot is a delivery robot that features calling and notifications tailored to a **variety of delivery scenarios**.

- **Best performance:** HolaBot has a carrying capacity as large as 60kg. With 4 trays and the IPX5 waterproof cabin. Great business capabilities give HolaBot unprecedented delivery efficiency
- **Most intelligent:** HolaBot supports paging function, air motion. With the modular base and the full-range depth sensor, HolaBot redefines the delivery robot





Design for Delivery

Efficient: 60kg large capacity, fast movement, twice as efficient as the staff

Secure: Avoiding obstacles instantly for smooth movement, water-proof and spill-resistant

Affordable: Only \$5 cost per day

Easy: Require no extra maintenance except charging

Durable: 73,000km durability test (The data is based on certain environment test)





Just the right choice of different indoor scenarios

Pudu Robotics has independently researched and developed. Its own robot positioning and navigating technologies based on multi-sensor solution, HolaBot could be widely used in commercial scenarios like restaurants, hospitals, hotels, office buildings, etc



Restaurant



Hospital



Hotel



Office



Government



Karaoke



Internet Cafe



Shopping mall



Contactless delivery, safety means everything

The COVID-19 Pandemic profoundly changes our way of life and production. HolaBot supports paging function, traces the target following the voice directions, and receives remote operation commands. It is a critical solution to the post-pandemic era. In the restaurants, HolaBot receives demands from the pagers and collects the dishes automatically, requiring no manual operation, reducing people-to-people contact and boosting efficiency





HolaBot Features

- 60kg carrying capacity
- Paging function, giving orders in flexible position
- Air motion allows you to tell the robot to leave by simply waving your hand
- Voice recognition for a hands-free experience, and Omnidirectional six-mic array for the robot to locate sound source in real time
- IPX5 waterproof inner cabin



Pro Performance, Power to Delivery

High Carrying Capacity

Build-in a 120L ultra-large cabin, HolaBot includes 4 Tier loading zone with adjustable trays level. The carrying capacity is 60KG. HolaBot is famous for its large volume and high carrying capacity.

120L = 120 small dishes
39 large dishes
33 Bowls

**60KG/
Collection**



Most Adaptive

In the catering bussing scenario, the staff have to deal with a lot of greasy dishes and leftovers. Hola's inner cabin is the first in the catering industry to reach IPX5 waterproof, detachable and washable, convenient for staff to load and clean.





Intelligent Delivery Robot Paging Function

In order to respond quickly to tasks, waiters can call HolaBot through pagers. Tasks can be issued to the robot from the following device, ensuring the robot to be "on call" all the time.





Intelligent Delivery Robot Air Motion and Sound Tracking



Air motion: cleaner and easier operation

The pioneering air motion control technology allows the staff to send HolaBot back to the washing room by waving atop the sensing area of the robot with contactless.



Sound tracking: Auto and intelligent

Front-end noise reduction technology and full-range sound source positioning. HolaBot is able to identify the location of the staff following the sound “Hola,Hola” and turn the tank around towards the table, thus facilitating dish collection and table cleaning.





Safe, to be safer

3D obstacle avoidance technology, is the safety performance guarantee




- 3*REALSENSE™ RGBD camera
Endows HolaBot with the best 3D perception ability
- Accurately detect obstacles and stop within **0.5 seconds** in case of any obstacle
- Extra-wide front detection scope, the maximum is **192.64°**
- Over **10 meters** of front detection distance
- Able to detect the objects with a height as small as **2cm**
- **5400** times of obstacle detection per minute at most



Safe, to be safer

The independent suspension system, ensures steady delivery



- Holabot's self-adaptive and adjustable suspension system, which meets vehicle standards, adjust to the best condition by changing damping and resonance frequency based on the road and moving conditions
- Be capable of crossing **5mm** obstacles
- Deliver dishes with **no-spill out**



A Comprehensive Collection of Certification

HolaBot can meet the requirement of certification such as EU CE certification, US FCC certification, Australian RCM certification, Canada IC certification, Singapore IMDA certification, Japan MIC certification and China CR certification, ensuring that the robot is safe and compliant





Product Feature

3D Obstacle Avoidance Sensor

The RGBD camera at the neck part makes 3D obstacle avoidance acute

All-aluminum Body

Aviation-grade aluminum alloy that is structurally stable, antioxidant and corrosion resistant

Brand New Laser Radar

Customized laser radar with better detection accuracy



Visual Camera Positioning

Top infrared camera for real-time positioning, set up the complete visual positioning solution

120L Inner Cabin

120 small plates, 39 big plates and 33 bowls at the same time

Auto-level independent linkage suspension

Auto-level independent linkage suspension easily dealing with various of dump on the road



HolaBot Specification



Machine dimension	541×531×1226 (mm)
Machine weight	60KG
Machine materials	ABS engineering plastics/Aviation grade aluminium alloy
Charging time	4.5H
Battery life	10-24H (replaceable battery)
Battery capacity	25.6Ah (safe levels of current in the human body)
Cruising speed	0.5-1.2m/s Adjustable
Capacity of single shelf	15KG
Carrying capacity	60KG



Supporting Service

Friendly, Convenient and Professional

Thoughtful After Sales Service

1 year free warranty | Free Training | 7x12 Hours Service
IoT services: Solve over 90% technical issues online

Contact Us:

Email: global_sales@pudutech.com

Connect with Us:



Pudu Robotics





Pudu Robotics provides diverse training methods and tutorials

With a strong after-sales technical team, Pudu Robotics not only supports online installation training worldwide, but also provides diverse training materials

●●●●●●

NO.2 sale: Robot installation and commissioning

2. Create Map

2.3 Draw a topological map

Check whether the location map path is consistent with the path that the actual robot needs to walk (the road accessible by the restaurant); Avoid missing certain roads; Draw a topological path along the location map path after confirming that the path is correct. Principle of drawing a topological path:

- Try best to along the static map path.
- Pay attention to the connection of the cross paths when drawing. A red circle will automatically appear when the mouse is placed on the path.
- Draw with multiple paths when there is a curved path.
- The length of a single path (between two nodes) needs to be $\geq 1.2m$, and the distance between two adjacent paths is greater than 1.2m.
- The angle between the paths is $>45^\circ$;
- The distance between the arrival point and path is $<0.5m$; The distance between the arrival point and node is greater than 0.2m.
- Pay attention to observe whether the robot's positioning has changed when push a robot to draw a topological map, and evaluate whether there is a positioning problem with the static map again.



●●●●●●



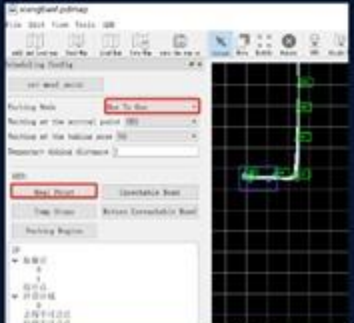
NO.2 sale: Robot installation and commissioning

3. Docking point settings

3.1 Single robot fixed docking

When only one robot is deployed in a restaurant; it is only necessary to set a fixed docking point, and it is also necessary to set up a docking area. The specific operations are as follows:


1. Make sure the installation tool is connected to the machine, click "watcher" in the toolbar, and push the robot to the designated stop.
2. Click "Meal point" button on the installation tool, and enter the "meal point" number in the pop-up dialog box (default starts from 0). At this time, The "meal point" will be showed in the right picture.
3. the docking mode select "One to One Mode".
4. Send map.





PUDU IoT cloud service could solve over 90% of technical faults

- Real-time fault detection and reporting via the cloud platform: Not rely on clients' feedback, timely respond to and handle the faults
- Analyze and handle faults online: Locate the fault module precisely and handle over 90% of the faults online by IoT
- Automatic fault diagnostic tools: Improve the fault handling efficiency and lower the after-sales cost
- Modular design: Make after-sales service easier and professional by streamlining the maintenance steps





PUDU Open Platform

The platform allows the developers to issue commands via the interfaces, rather than the robots



RESTfullSDK

RESTfullSDK requires the online cloud service from the client, making the communication between PUDU Cloud and the clients' cloud possible via RESTfullSDK, thus calling commands and receiving the status codes of the robots



SDK remote control solution

Remote control the robot
Input the task
Monitor the location and status of the robot
Obtain the task progress of the robot
Other information



AndroidSDK

Pudu provide the end-to-cloud AndroidSDK access solution
AndroidSDK does not rely on the clients' business solutions. The users can develop the minitype applications via AndroidSDK, realizing direct call and control of the robot



Create Your Exclusive HolaBot

Customized Appearance



Enhanced Promotion

- Go harmony with the vibe of the restaurant
- Greater brand and service exposure

3-day production

- Modular production (needs confirmation-design-launch) takes 3 days at the fastest

Customized Voice Pack



Cute girls



Cute boys



Sweet girls



Active boys

Multicolor Marker



Notes: The colors are subject to the actual marker



Pudu Robotics



Pudu Robotics

SHENZHEN PUDU TECHNOLOGY CO., LTD.

Email : global_sales@pudutech.com

Hotline: +86-400-0826-660 (GMT+8,9:00 to 21:00 on weekdays)

Address: Room 501, Building 1A, Shenzhen International Inno Valley Phase 1, Dashi 1st Road, Nanshan District, Shenzhen, China

Website: <https://pudurobotics.uk/>